

LINHA CORP 2022



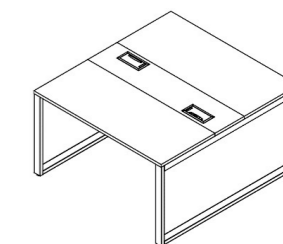
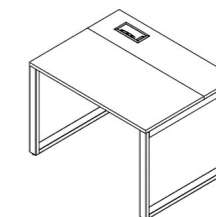
dikta.

PLATAFORMAS CORP



LINHA ORTHO

CAIXA CORP



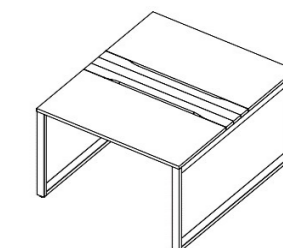
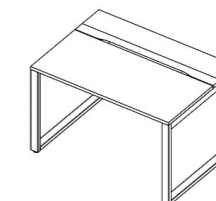
Plataforma Simples

- DC5241** | L1000xP850
- DC5243** | L1100xP850
- DC5245** | L1200xP850
- DC5247** | L1300xP850
- DC5249** | L1400xP850

Plataforma Dupla

- DC5261** | L1000xP1400
- DC5263** | L1100xP1400
- DC5265** | L1200xP1400
- DC5267** | L1300xP1400
- DC5269** | L1400xP1400

BASCULANTE CORP



Plataforma Simples

- DC5441** | L1000xP850
- DC5443** | L1100xP850
- DC5445** | L1200xP850
- DC5447** | L1300xP850
- DC5449** | L1400xP850

Plataforma Dupla

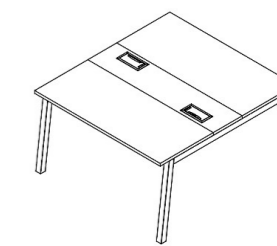
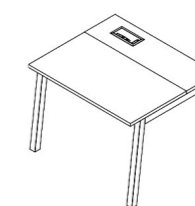
- DC5461** | L1000xP1400
- DC5463** | L1100xP1400
- DC5465** | L1200xP1400
- DC5467** | L1300xP1400
- DC5469** | L1400xP1400

PLATAFORMAS CORP



LINHA KVALETE

CAIXA CORP




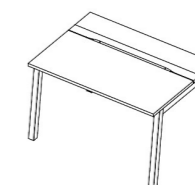
Plataforma Simples

- DC5251** | L1000xP850
- DC5253** | L1100xP850
- DC5255** | L1200xP850
- DC5257** | L1300xP850
- DC5259** | L1400xP850

Plataforma Dupla

- DC5271** | L1000xP1400
- DC5273** | L1100xP1400
- DC5275** | L1200xP1400
- DC5277** | L1300xP1400
- DC5279** | L1400xP1400

BASCULANTE CORP



Plataforma Simples

- DC5451** | L1000xP850
- DC5453** | L1100xP850
- DC5455** | L1200xP850
- DC5457** | L1300xP850
- DC5459** | L1400xP850

Plataforma Dupla


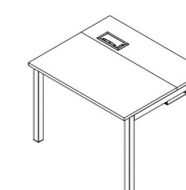
- DC5471** | L1000xP1400
- DC5473** | L1100xP1400
- DC5475** | L1200xP1400
- DC5477** | L1300xP1400
- DC5479** | L1400xP1400

PLATAFORMAS CORP



LINHA TRAVE

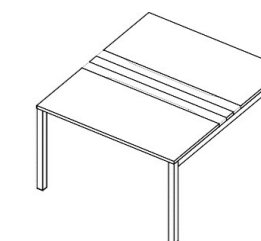
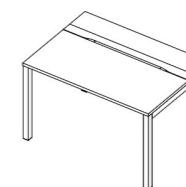
CAIXA CORP



Plataforma Simples
DC5201 | L1000xP850
DC5203 | L1100xP850
DC5205 | L1200xP850
DC5207 | L1300xP850
DC5209 | L1400xP850

Plataforma Dupla
DC5221 | L1000xP1400
DC5223 | L1100xP1400
DC5225 | L1200xP1400
DC5227 | L1300xP1400
DC5229 | L1400xP1400


BASCULANTE CORP



Plataforma Simples
DC5401 | L1000xP850
DC5403 | L1100xP850
DC5405 | L1200xP850
DC5407 | L1300xP850
DC5409 | L1400xP850

Plataforma Dupla
DC5421 | L1000xP1400
DC5423 | L1100xP1400
DC5425 | L1200xP1400
DC5427 | L1300xP1400
DC5429 | L1400xP1400

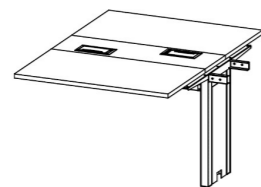
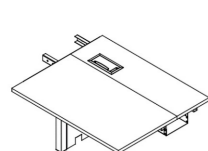
PLATAFORMAS BASCULANTE CORP



PLATAFORMAS CORP

COMPLEMENTARES

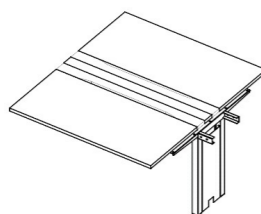
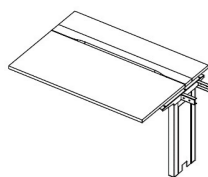
CAIXA CORP



Plataforma Simples
DC5211 | L1000xP850
DC5213 | L1100xP850
DC5215 | L1200xP850
DC5217 | L1300xP850
DC5219 | L1400xP850

Plataforma Dupla
DC5231 | L1000xP1400
DC5233 | L1100xP1400
DC5235 | L1200xP1400
DC5237 | L1300xP1400
DC5239 | L1400xP1400

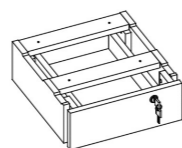
BASCULANTE CORP



Plataforma Simples
DC5411 | L1000xP850
DC5413 | L1100xP850
DC5415 | L1200xP850
DC5417 | L1300xP850
DC5419 | L1400xP850

Plataforma Dupla
DC5431 | L1000xP1400
DC5433 | L1100xP1400
DC5435 | L1200xP1400
DC5437 | L1300xP1400
DC5439 | L1400xP1400

GAVETEIROS



DC5801
L350xA130xP378



DC5801
L350xA130xP378



DC5801
L350xA130xP378



DC5801
L350xA130xP378



DC5801
L350xA130xP378



DC5801
L350xA130xP378



DC5801
L350xA130xP378



DC5801
L350xA130xP378

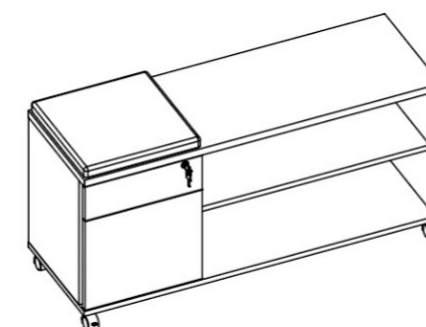
CONSOLES



DC5801
L350xA130xP378

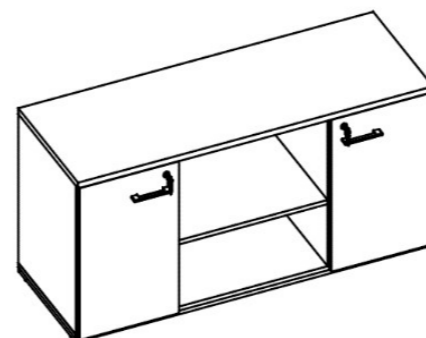


DC5801
L350xA130xP378



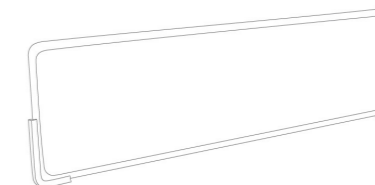
DC5801
L350xA130xP378

ARMÁRIO FINAL

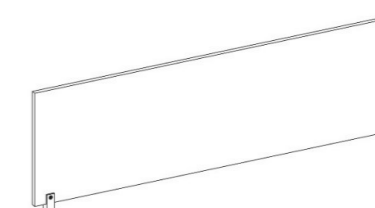


DC5801
L350xA130xP378

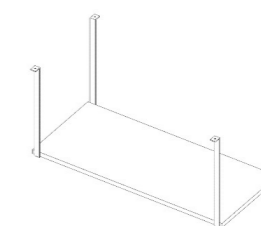
ACESSÓRIOS



DC10001
L1100xA285xP3



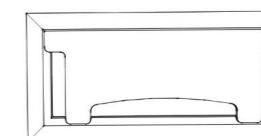
DC15101 | L800xA300xP18
DC15103 | L900xA300xP18
DC15105 | L1000xA300xP18
DC15107 | L1100xA300xP18
DC15109 | L1200xA300xP18



DC18160
L830xA390xP368



DC10160
L200xA570xP225



CAIXA DE CONECTIVIDADE

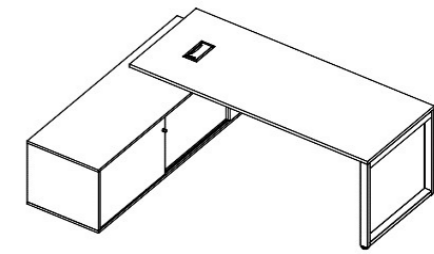


SHAFT DE SUBIDA DE FIOS

MESAS EXECUTIVAS CORP

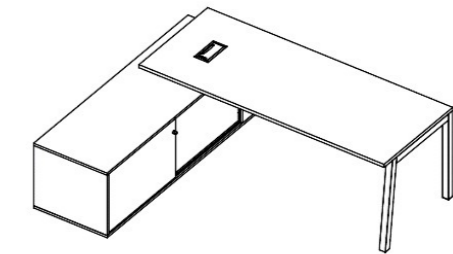


LINHA ORTHO



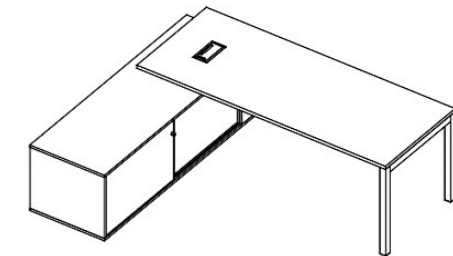
DC5503 | L2160/1800xA735xP800/600

LINHA KAVALETE



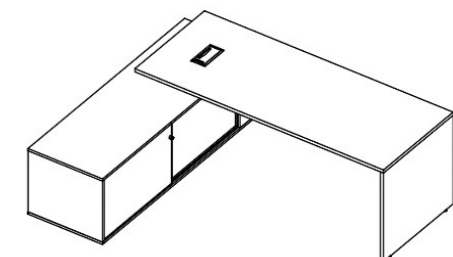
DC5505 | L2160/1800xA735xP800/600

LINHA TRAVE



DC5501 | L2160/1800xA735xP800/600

LINHA PAINEL

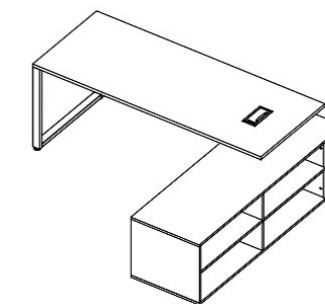


DC5507 | L2160/1800xA735xP800/600

MESAS EXECUTIVAS CORP

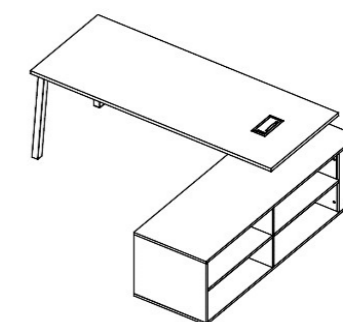


LINHA ORTHO



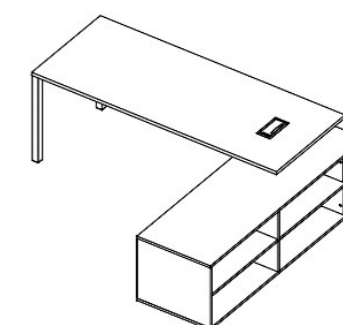
DC5504 | L2160/1800xA735xP800/600

LINHA KAVALETE



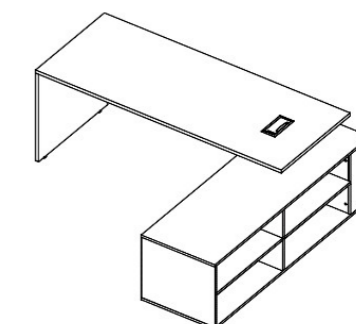
DC5506 | L2160/1800xA735xP800/600

LINHA TRAVE



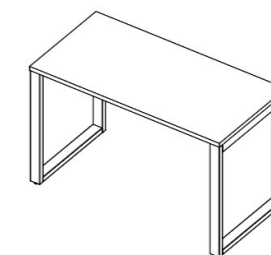
DC5502 | L2160/1800xA735xP800/600

LINHA PAINEL

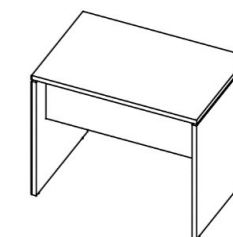


DC5508 | L2160/1800xA735xP800/600

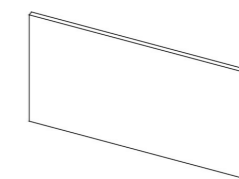
MESAS RETANGULARES CORP



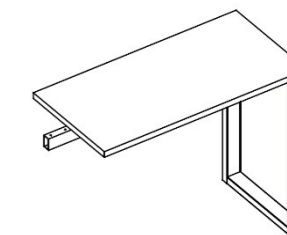
LINHA ORTHO
DC5142 | L900XP600
DC5144 | L1000XP600
DC5146 | L1200XP600
DC5148 | L1300XP600
DC5140 | L1500XP600
DC5152 | L1500XP800
DC5154 | L1800XP800



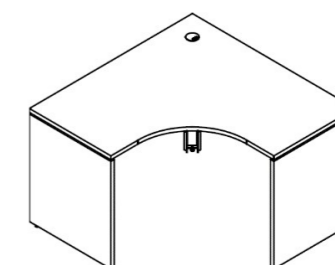
LINHA PAINEL
DC5101 | L900XP600
DC5103 | L1000XP600
DC5105 | L1200XP600
DC5107 | L1300XP600
DC5109 | L1500XP600
DC5111 | L1500XP800
DC5113 | L1800XP800



SAIA INFERIOR



MESA AUXILIAR
DC5119 | L900XP450

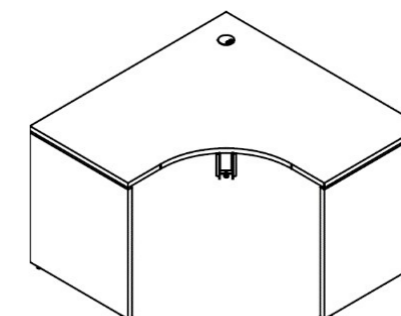


LINHA PAINEL | MESA EM L
DC5171 | L1200/1200XP600
DC5173 | L1400/1400XP600
DC5175 | L1600/1600XP600
DC5177 | L1800/1800XP600
DC5179 | L1200/1400XP600
DC5181 | L1200/1600XP600
DC5183 | L1400/1600XP600
DC5185 | L1800/1200XP600

MESAS ANGULARES CORP



LINHA KAVALETE

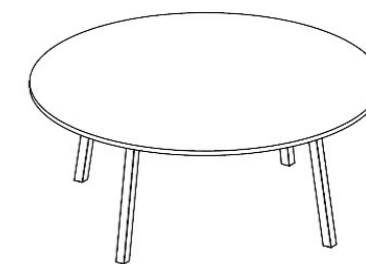


- DC5171 | L1200/1200xA735xP600
- DC5173 | L1400/1400xA735xP600
- DC5175 | L1600/1600xA735xP600
- DC5177 | L1800/1800xA735xP600
- DC5179 | L1200/1400xA735xP600
- DC5171 | L1200/1600xA735xP600
- DC5181 | L1400/1600xA735xP600
- DC5185 | L1800/1200xA735xP600


MESAS DE REUNIÃO CORP



MESA REUNIÃO




DC5930 | L1800xA735xP1800

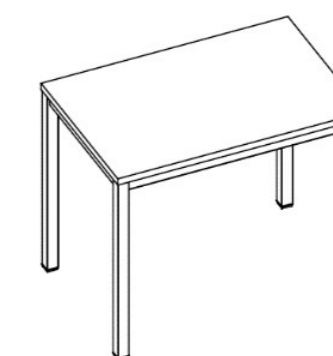


DC5935 | L1800xA735xP1800

MESA ALTA



DC5950 | L1000xA1000xP1000




DC5920 | L1000xA1035xP1000

MESAS DE REUNIÃO CORP




LINHA ORTHO



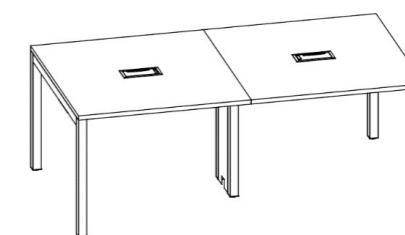
- DC5921 | L2000xA735xP1100
- DC5923 | L2500xA735xP1100
- DC5925 | L3150xA735xP1200
- DC5927 | L3750xA735xP1200
- DC5929 | L4350xA735xP1200
- DC5931 | L5000xA735xP1200

LINHA KVALETE



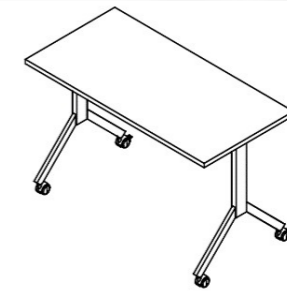
- DC5941 | L2000xA735xP1100
- DC5943 | L2500xA735xP1100
- DC5945 | L3150xA735xP1200
- DC5947 | L3750xA735xP1200
- DC5949 | L4350xA735xP1200
- DC5951 | L5000xA735xP1200

LINHA TRAVE



- DC5901 | L2000xA735xP1100
- DC5903 | L2500xA735xP1100
- DC5905 | L3150xA735xP1200
- DC5907 | L3750xA735xP1200
- DC5909 | L4350xA735xP1200
- DC5911 | L5000xA735xP1200

M E S A S T R E I N A M E N T O C O R P



- DC5161** | 1000xA735xP600
- DC5163** | 1200xA735xP600
- DC5165** | 1350xA735xP600
- DC5167** | 1500xA735xP600
- DC5169** | 1600xA735xP600

MODULARES CORP



MODULARES CORP



MODULARES CORP



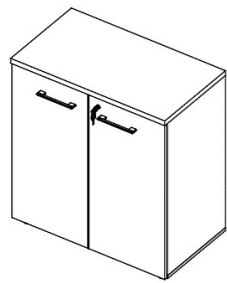
ARMÁRIOS DINÂMICOS



ARMÁRIOS DINÂMICOS

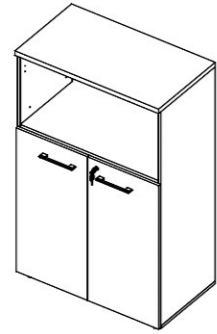


ALTURA 868

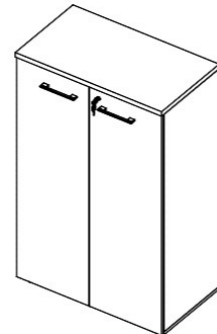


D25624 - L800xA868xP450

ALTURA 1270

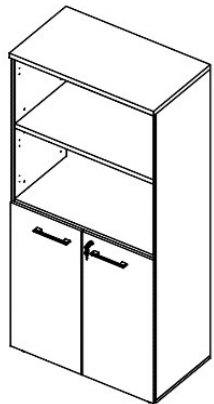


D25625 - L800xA1270xP450

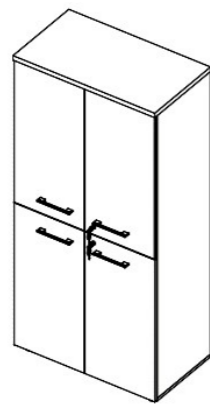


D25626 - L800xA1270xP450

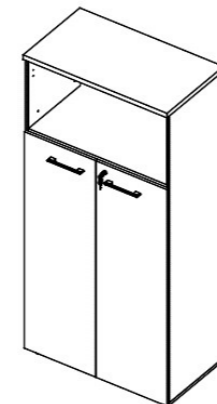
ALTURA 1670



D25627 - L800xA1670xP450

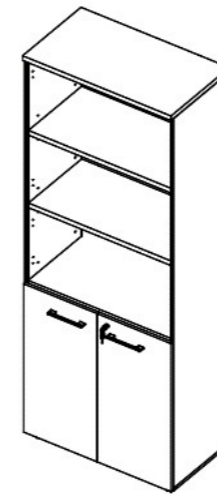


D25628 - L800xA1670xP450

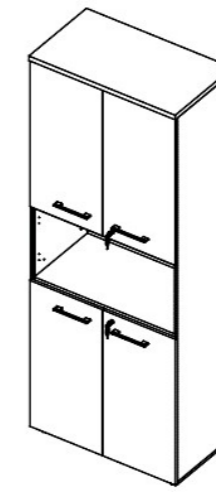


D25629 - L800xA1670xP450

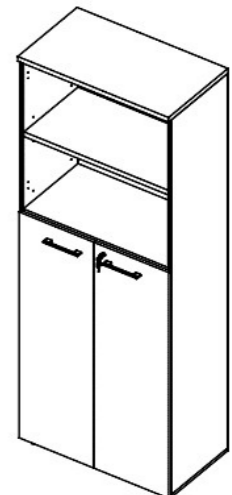
ALTURA 2070



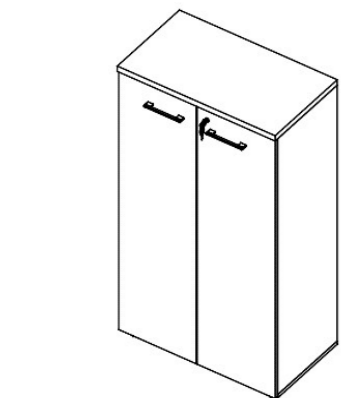
D25631 - L800xA2070xP450



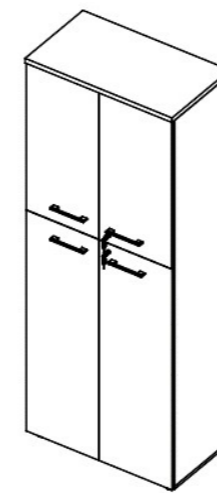
D25632 - L800xA2070xP450



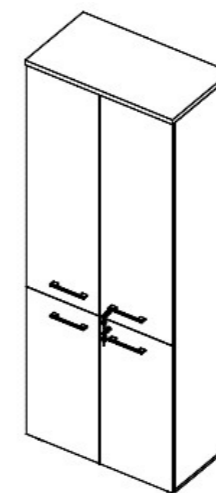
D25633 - L800xA2070xP450



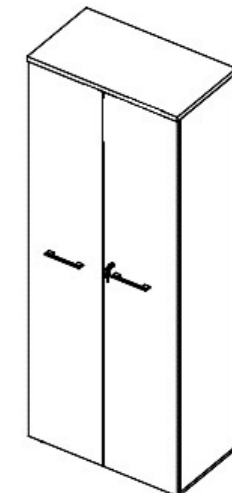
D25630 - L800xA1670xP450



D25634 - L800xA2070xP450




D25635 - L800xA2070xP450



D25636 - L800xA2070xP450

LOCKERS CORP



RECEPÇÃO CORP



M E S A S T R E I N A M E N T O C O R P



C O N E C T I V I D A D E C O R P



CORES CORP




castaine




noce




claro



grafite



preto




branco



sagrado



cristal



argila


LANÇAMENTOS CORP



Confiança e poder para o seu ambiente corporativo elegante na essência.




cacau




A serenidade que o seu ambiente precisa para ser inspirador.




faia



Delicado na essência transmite a nobreza da natureza.



verti



**Rua Marquês de Itu 266 A - SP
11 3151.2429
www.dikta.com.br**